

B2

20

Monólogos

Resueltos

EOI

B2 Topics

Vocabulary - Grammar - Idioms

Phrasal Verbs - Collocations

BY CELES ENGLISH - M.C.F.

20 MONOLOGOS
RESUELTOS
EOI – B2 LEVEL

- **20 TOPICS**
- **VOCABULARY**
- **GRAMMAR**
- **IDIOMS**
- **PHRASAL VERBS**
- **COLLOCATIONS**

THE EOI SPEAKING EXAM

The EOI Speaking Exam consists of 2 parts:

1. Monologue
2. Interaction

In this book we will focus on Monologues.

The **first part** of this guide will deal with the following information:

✓ Concept of a Monologue & main structure

The monologue

You will be asked to speak about a specific topic for, generally, 3 or 4 minutes. You will receive a card with the main topic and some guiding questions or subtopics to help you structure your production.

What is the structure of a good monologue?

The monologue should have 3 distinct parts:

1. Introduction
2. Body
3. Conclusion

1. INTRODUCTION

HOW TO START YOUR MONOLOGUE

You can start your monologue by outlining and/or mentioning the issues or questions you're going to talk about.

1. Introduce yourself
2. Mention the topic you'll be speaking about
3. Outline the main parts of your monologue

✓ Examples of sentences to use in the Introduction

TASK 1 - MONOLOGUE

CURRENT ISSUES

Express your ideas and use arguments to justify your opinion. Choose two or more ideas to talk about.

You may add your own ideas:

- Unemployment rates
- Corruption: is society worried about it? Say why
- Charities you know. What kind of work they do
- Recent news you have heard



"Good morning/afternoon/evening... I will be speaking about CURRENT ISSUES. I will address the following three key points: to begin with, UNEMPLOYMENT RATES; next CORRUPTION IN OUR SOCIETY; and last but not least, the ROLE OF CHARITIES. (Point 3)."

- During this presentation, I will address the following three key points: firstly, (Point 1); additionally, (Point 2); and last but not least, (Point 3).
- I'm and I will be discussing (Topic) with you today. In particular, I will be focusing on the following three areas: to kick off, (Point 1); in addition, (Point 2); and to wrap up, (Point 3).

✓ Examples of phrases to use in the Conclusion

CONCLUSION PHRASES

Here are some interesting phrases that you can use to conclude your monologue in a memorable and impactful way:

- ✓ "In conclusion, it is clear that..."
- ✓ "To sum it up,..."
- ✓ "In summary, I would like to emphasize that..."
- ✓ "In a nutshell,..."

PHRASES YOU CAN USE TO GIVE YOUR OPINION

- As far as I'm concerned....
- As I see it...
- To my mind...
- From my point of view...
- To be honest,...
- There's no doubt that...
- I feel / believe that...

✓ A list of the most important grammar contents B2 Level you should know

B2 LEVEL GRAMMAR STRUCTURES YOU NEED TO KNOW:

(You will find one example of each as a way of illustration)

1. Present simple and continuous. Some examples:

- Present simple: She works in a bank.
- Present continuous: They are currently studying for their exams.

2. Past simple and continuous. Some examples:

- Past simple: He finished his homework.
- Past continuous: She was watching a movie.

13. Adverb clauses of time, reason, condition, contrast, and purpose. Some examples:

- Time: After she finishes work, she goes to the gym.
- Reason: Since it's raining outside, we'll stay indoors.
- Condition: If you study hard, you'll pass the exam.
- Contrast: Although it was late, she continued working.
- Purpose: She studies hard so that she can get good grades.

✓ A list of Linkers/Connectors to use so that you can express your ideas clearly and successfully.

Cause:

- ✓ As a result of
- ✓ On account of
- ✓ Thanks to
- ✓ Due to the fact that
- ✓ Because
- ✓ Due to = Owing to = Because of

Addition:

- ✓ Furthermore, ...
- ✓ Moreover, ...
- ✓ Additionally, ...
- ✓ In addition, ...
- ✓ Besides that, ...

✓ Tips to prepare a successful monologue.

TIPS FOR SUCCESSFUL MONOLOGUES

Here are some tips to help you create a successful monologue:

Understand the topic:

- ✓ Make sure you understand the topic and the requirements of the task.
- ✓ Read the instructions carefully and identify key points that you need to cover in your presentation.

Organize your ideas:

- ✓ Organize your ideas into a clear structure.
- ✓ You can use an outline to help you organize your ideas and ensure that your presentation covers all the points.

Practise monologues at home:

- ✓ Practise your presentation several times before the day of the presentation.

Engage your audience:

- ✓ Engage your audience by asking questions.
- ✓ This will help to keep them interested and focused on your presentation.

Stay within the time limit:

- ✓ Be mindful of the time limit for your presentation.
- ✓ Practise timing yourself to ensure that you stay within the allotted time.

The **second part** of this guide includes 20 model monologues, each with:

✓ Instructions of monologues

TASK 1 - MONOLOGUE

CULTURE & TRADITION

You are going to talk about Culture & Traditions in your country. Choose two or more ideas to talk about. You may add your own ideas.



- What people from other countries think
- Traditions from other cultures that have
- An important celebration in your country

TASK 1 - MONOLOGUE

SAVING THE WORLD

Express your ideas and use arguments to justify your opinion. Choose two or more ideas to talk about. You may add your own ideas:

- Hybrid and electric cars.
- Your carbon footprint.
- Renewable energies.
- Buying locally produced goods.



✓ Model Answers

Good morning/afternoon, let me introduce myself: I'm and today I would like to talk about the future of our planet and what we can do to have a better place to live. We all know that climate change is a real problem, and we can help to reduce our impact on the environment. There are many things we can do to save the planet, and in this presentation, I will be discussing some of them.

Let's start with the first topic, hybrid and electric cars. Well... nowadays, transportation is one of the main causes of greenhouse gas emissions, and if we can drive a hybrid or electric car, we can significantly reduce our carbon footprint. Why? Just

because these cars emit fewer pollutants and produce less carbon dioxide than traditional cars. In addition to this, they can save you a lot of money on gasoline and maintenance costs in the long run. If we all switched to hybrid or electric cars, we could make a significant impact.

TASK 1 - MONOLOGUE

SAVING THE WORLD

Express your ideas and use arguments to justify your opinion. Choose two or more ideas to talk about. You may add your own ideas:

- Hybrid and electric cars.
- Your carbon footprint.
- Renewable energies.
- Buying locally produced goods.



- ✓ **Topic vocabulary, collocations, phrases, idioms, B2 grammar structures in context (comparative & superlative sentences, conditional sentences, passive voice, modal verbs, relative clauses, synonyms, linkers).**

Using idiomatic expressions can help to make the language in the presentation more vivid and interesting, and they can also convey complex ideas or emotions in a concise and memorable way.

Here are Idioms and proverbs you can use:

• ***"Actions speak louder than words"***

This idiom means that what you do is more important than what you say.

Example sentence: "It's not enough to talk about saving the planet, we need to take action because actions speak louder than words."

• ***"A drop in the ocean"***

This idiom means that something is small or insignificant compared to a larger issue.

Example sentence: "While one person's actions may seem like a drop in the ocean, if we all make changes, we can make a significant impact on reducing our carbon footprint."

Useful collocations:

Let's see useful collocations which can be used in a monologue about this topic:

➤ **Verb + Noun Collocations:**

1. **Reduce carbon emissions** - To decrease the amount of carbon dioxide released into the atmosphere.

Here are some examples of comparative & superlative structures, conditional sentences, relative clauses and passive voice.

Comparative structures:

- ✓ Using hybrid or electric cars is **more environmentally friendly than** using traditional gasoline cars.
- ✓ Solar power is becoming **increasingly cheaper** compared to other sources of energy.
- ✓ Conserving water is **a better way** of using it wisely than simply wasting it.

Contents

PART 1: THE MONOLOGUE.....	10
PART 2: 20 MODELS.....	28
1. ACCOMMODATION.....	29
2. CULTURE & TRADITION.....	40
3. MONEY.....	47
4. CONSUMERISM & SHOPPING.....	56
5. CURRENT ISSUES.....	65
6. DIET.....	74
7. ENVIRONMENTAL ISSUES.....	81
8.HEALTH AND MEDICINE.....	87
9. JUVENILE VIOLENCE.....	93
10. NEW TECHNOLOGIES.....	101
11. THE MASS MEDIA.....	111
12. THE WORLD OF WORK.....	119
13.GENDER EQUALITY.....	126
14. HUMAN RIGHTS	134
15.TRAVELLING.....	140
16. EDUCATION.....	149
17. SPORTS.....	156
18. GLOBALIZATION.....	168
19. STRESS.....	178
20. SAVING THE PLANET.....	188

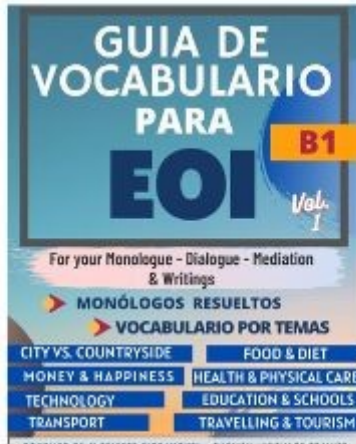


Come and get our books for your exam!!


www.bycelesenglish.com/tienda

or in Amazon


EOI



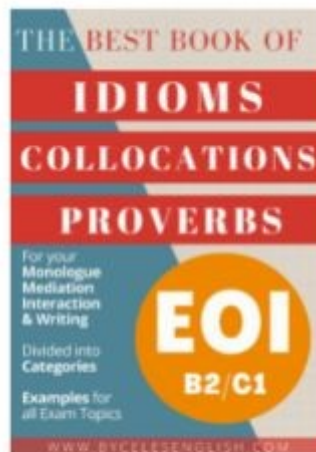
VOCABULARY GUIDE
EOI B1 VOLUME 1




VOCABULARY GUIDE
EOI B2 VOLUME 1



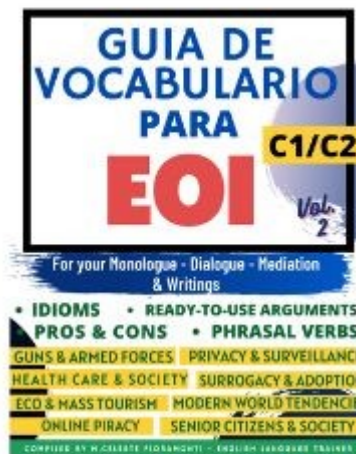
VOCABULARY GUIDE
EOI B2 VOLUME 2




BOOK OF IDIOMS
EOI B2/C1



VOCABULARY GUIDE
EOI C1/C2 VOLUME 1



VOCABULARY GUIDE
EOI C1/C2 VOLUME 2



MONOLOGUES FOR
EOI B2/C1

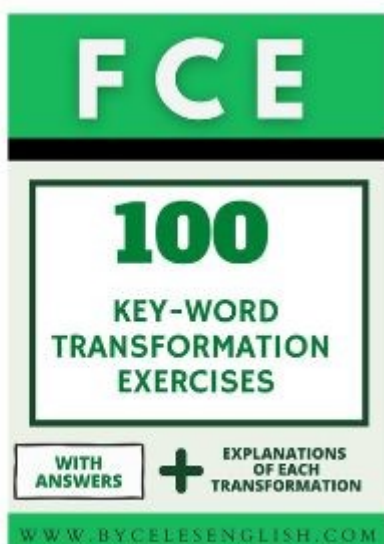


Come and get our books for your exam!!

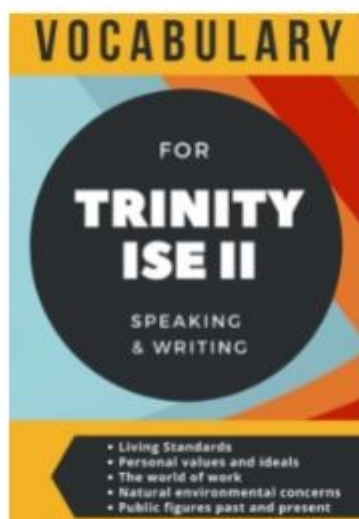
www.bycelesenglish.com/tienda

or in Amazon

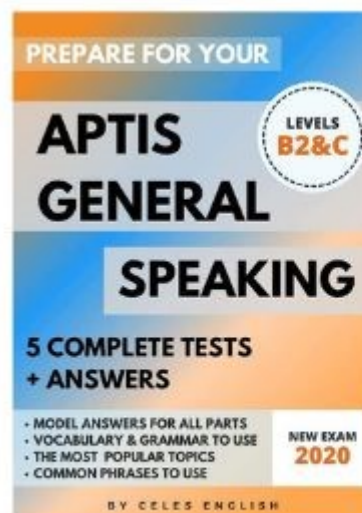
OTHER EXAMS



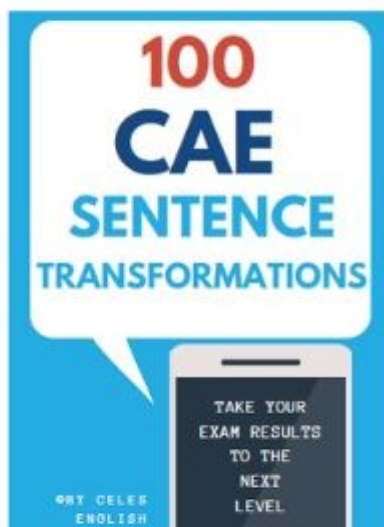
FCE 100 KEY-WORD
TRANSFORMATIONS
WITH EXPLANATIONS



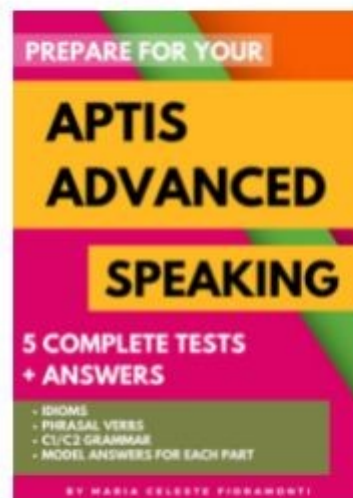
VOCABULARY FOR
TRINITY ISE II (B2)



APTIS GENERAL
ORAL TESTS



CAE USE OF ENGLISH
PART 4



APTIS ADVANCED
ORAL TESTS

